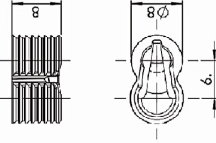


# SERIE MATT: CONEC

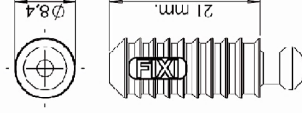
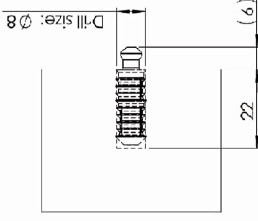
Conect es un sistema rápida para paneles y estructuras ligeras.  
Permite fijar y desmontar sin herramientas.



Guía de instalación de la carcasa

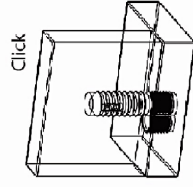
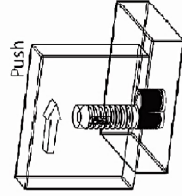
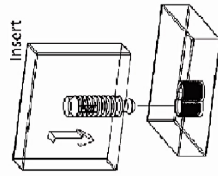


Guía de instalación de aines



**JS MATT** distribuciones

# SERIE MATT: CONEC



[www.js-matt.com](http://www.js-matt.com)  
[info@js-matt.com](mailto:info@js-matt.com)  
Tel. 604 931 724